



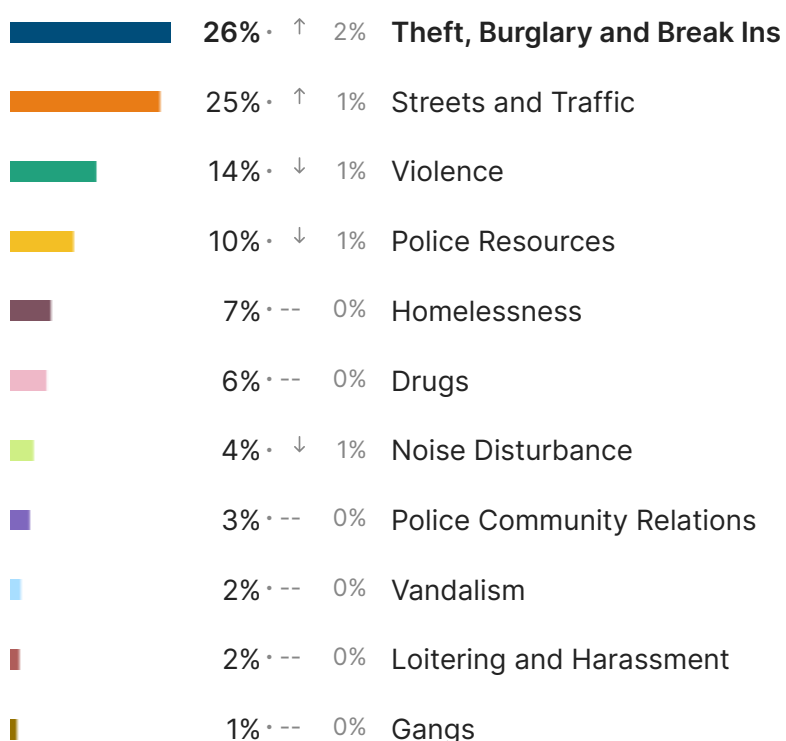
Blockwise - Executive Summary Report

Perception of Safety - 50% of respondents indicated that they felt mostly or completely safe. 51% of respondents stated there was a place in their local area they did consider unsafe. The main reason people considered this place unsafe (45%) was because they personally witnessed or were the victim of a crime. Expanded access to community perspective beyond crime data was shown with 78% of respondents indicating they had not been a victim of or reported a crime in the past six months

The feed provides open text comments identifying general themes and specific issues and locations. Theft, Burglaries, and Break Ins was identified as the primary topic of concern and was the top concern in 2/5 areas. Streets and Traffic was the second area of concern county-wide and #1 in 3/5 areas. [Click here to visit your site and explore your data.](#)

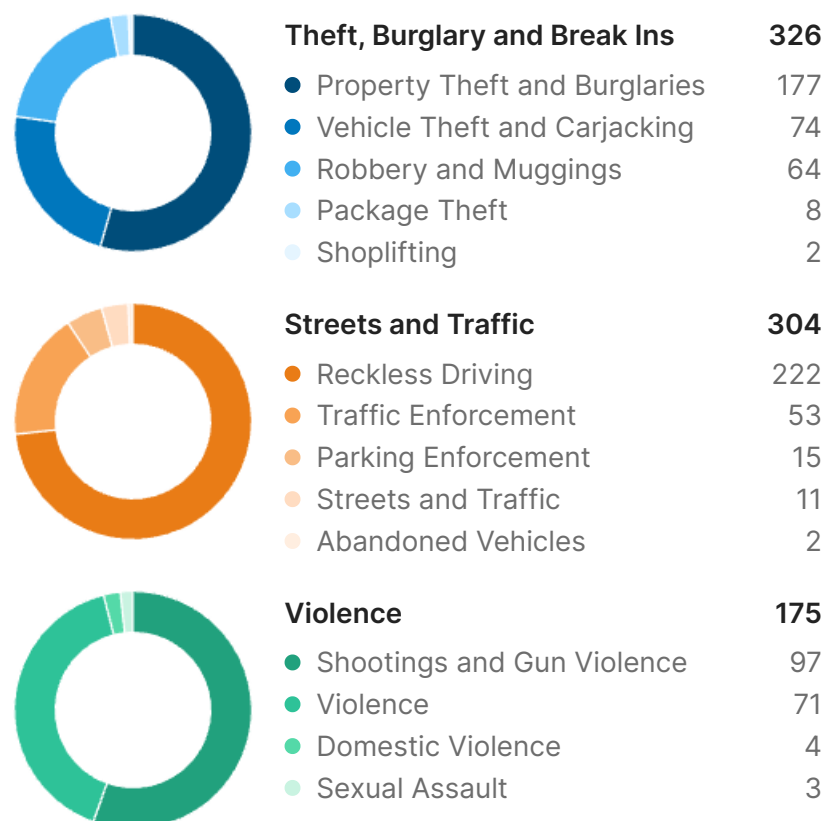
Top concerns

1234 labeled responses out of 1669

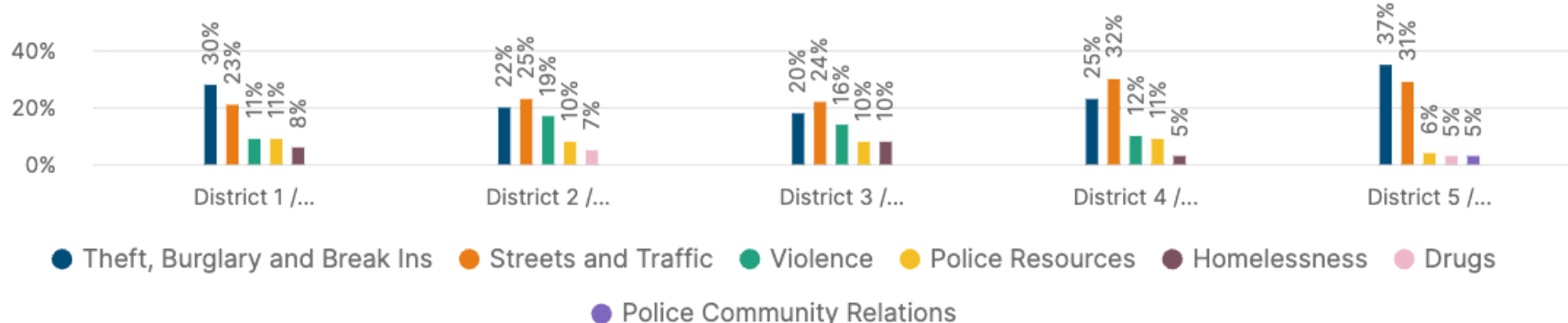


Top 3 concerns breakdown

Number of responses by leading subtopic



Top concerns by area



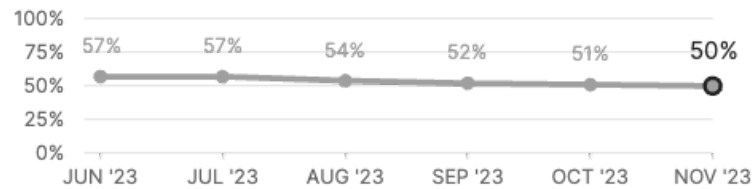
Scores Over Time and by Area

1754 responses (collected by Zencity ad-based distribution, excluding self-distribution)

[Explore Results](#) 

50% Safety

↓ 1% vs previous month

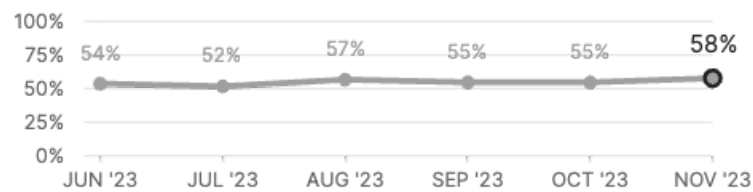


Score by Area



58% Fairness

↑ 3% vs previous month

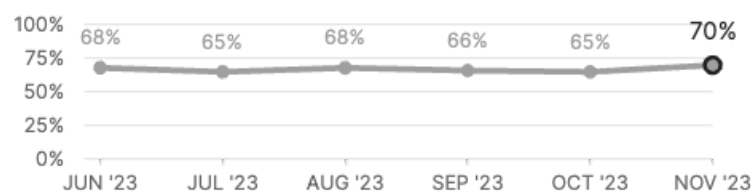


Score by Area



70% Respect

↑ 5% vs previous month

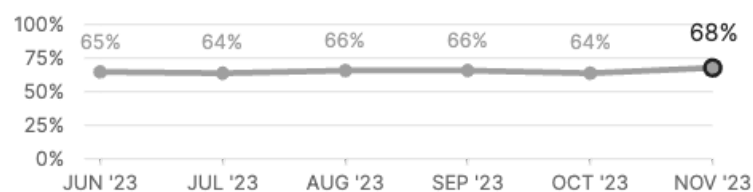


Score by Area



68% Voice

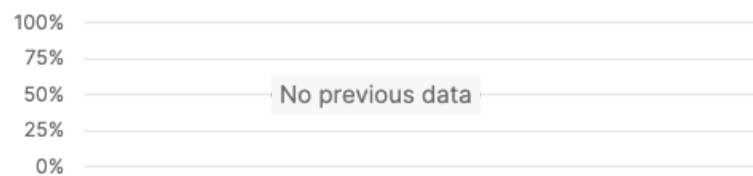
↑ 4% vs previous month



Score by Area



42% Transparency



Score by Area



To learn more about the survey's methodology, visit <https://zencity.info/survey-methodology>.

This report contains law enforcement sensitive data, and confidential business information.